



District Report Card: 2017


State: Odisha	District: Balasore
Class: 3	Subject: Mathematics
Schools: 61	Students: 1071


Participation/Coverage


Students

<div>GENDER</div> <div></div>	Boys				Girls			
	Number		%		Number		%	
	537		50.14		534		49.86	

<div>AREA</div> <div></div>	Rural				Urban			
	Number		%		Number		%	
	1014		94.68		57		5.32	

<div>CATEGORY</div> <div></div>	SC		ST		OBC		GEN	
	Number	%	Number	%	Number	%	Number	%
	319	29.79	181	16.90	385	35.95	186	17.37

<div>CWSN</div> <div></div>	LD	VI	HI	S&LD	ID	Oth
	2	8	1	6	4	6

<div>Management</div> <div></div>	Government			Government-aided		
	Number		%	Number		%
	1071		100.00	0		0.00

Average Performance of Students in Mathematics (%)

Overall	Gender		Area		Management		Social Group			
	Male	Female	Rural	Urban	Govt.	Aided	SC	ST	OBC	GEN
66.03	68.26	63.80	66.52	57.43	66.03	0.00	67.75	57.61	71.10	60.79

Performance on Learning Outcomes (LOs)

Learning Outcomes	Description	Average Performance(%)
M301	Reads and writes numbers up to 999 using place value	62.62
M302	Compares numbers up to 999 based on their place values	76.47
M303	Solves simple daily life problems using addition and subtraction of three digit numbers with and without regrouping	60.07
M304	Constructs and uses the multiplication facts (up till 10) in daily life situations	68.72
M305	Analyses and applies an appropriate number operation in the situation/ context	66.85
M306	Explains the meaning of division facts by equal grouping/sharing and finds it by repeated subtraction	64.15
M309	Identifies and makes 2D-shapes by paper folding, paper cutting on the dot grid, using straight lines etc.	80.02
M311	Fills a given region leaving no gaps using a tile of a given shape	10.84
M312	Estimates and measures length and distance using standard units like centimeters or meters & identifies relationships	48.51
M317	Reads the time correctly to the hour using a clock/watch	76.10
M318	Extends patterns in simple shapes and numbers	63.04
M319	Records data using tally marks, represents pictorially and draws conclusions	80.86

Range of Performance of Students who Answered Correctly							
Below 30%		30% - 50%		50% - 75%		Above 75%	
Number	%	Number	%	Number	%	Number	%
139	12.98	119	11.11	338	31.56	475	44.35

Lowest Performing Learning Outcomes (LOs)

- 1 - Fills a given region leaving no gaps using a tile of a given shape (10.84)
- 2 - Estimates and measures length and distance using standard units like centimeters or meters & identifies relationships (48.51)
- 3 - Solves simple daily life problems using addition and subtraction of three digit numbers with and without regrouping (60.07)
- 4 - Reads and writes numbers up to 999 using place value (62.62)
- 5 - Extends patterns in simple shapes and numbers (63.04)